




**GDP by expenditure**  
Annual data

*(at constant prices)*

<b>At constant prices 2016</b>	
<b>At constant prices 2011 (2011-2016)</b>	
<b>At constant prices 2008 (2002-2011)</b>	
<b>At constant prices 2003 (1995-2008)</b>	