





Updated 27.02.2020

**Structure of GRP by industries according to OKVED-2007 (NACE Rev. 1.1)  
(2004-2015)**

*(at current prices; as percentage of total)*

<b>2004</b>	
<b>2005</b>	
<b>2006</b>	
<b>2007</b>	
<b>2008</b>	
<b>2009</b>	
<b>2010</b>	
<b>2011</b>	
<b>2012</b>	
<b>2013</b>	
<b>2014</b>	
<b>2015</b>	